

2 August 2005

ADMINISTRATION AND FINANCE COMMITTEE MEETING

NOTICE IS HEREBY GIVEN THAT AN ADMINISTRATION AND FINANCE COMMITTEE MEETING OF THE COUNCIL OF THE CITY OF RANDWICK WILL BE HELD IN THE COUNCIL CHAMBER, TOWN HALL, 90 AVOCA STREET, RANDWICK, ON TUESDAY, 9TH AUGUST 2005 AT 6:00 PM

Committee Members: His Worship the Mayor, Cr M. Matson, Crs Andrews, Daley, Hughes (Deputy Chairperson), Kenny, Nash, Procopiadis & Seng (Chairperson.)

Quorum: Five (5) members.

NOTE: AT THE EXTRAORDINARY MEETING HELD ON 28TH SEPTEMBER, 2004, THE COUNCIL RESOLVED THAT THE ADMINISTRATION AND FINANCE COMMITTEE BE CONSTITUTED AS A COMMITTEE WITH FULL DELEGATION TO DETERMINE MATTERS ON THE AGENDA.

1 Apologies

2 Minutes

CONFIRMATION OF THE MINUTES OF THE ADMINISTRATION AND FINANCE MEETING HELD ON TUESDAY, 12TH JULY, 2005.

3 Declaration of Pecuniary & Non-Pecuniary Interests

4 Addresses to Committee by the Public

5 Finance

- | | | |
|-----|--|---|
| 5.1 | DIRECTOR, GOVERNANCE & FINANCIAL SERVICES' REPORT 33/2005 - COUNCILLORS' DONATIONS FOR 2004/2005 FINANCIAL YEAR. | 2 |
| 5.2 | DIRECTOR, GOVERNANCE & FINANCIAL SERVICES' REPORT 34/2005 - INVESTMENT OF COUNCIL FUNDS AS AT 30 JUNE 2005. | 4 |

6 General Business

7 Notice of Rescission Motions

.....
GENERAL MANAGER



Director, Governance & Financial Services' Report 33/2005

SUBJECT:	COUNCILLORS' DONATIONS FOR 2005/2006 FINANCIAL YEAR
-----------------	---

DATE:	27 July, 2005	FILE NO:	F2004/07396 xr F2005/00182
--------------	---------------	-----------------	-------------------------------

REPORT BY: DIRECTOR, GOVERNANCE & FINANCIAL SERVICES

INTRODUCTION:

To keep Councillors aware of the progressive amount of Councillors' donations, allocations, waiving of fees and other similar issues for the current financial year.

ISSUES:

In the 2005/06 financial year there have been four (4) Councillors' donations totalling \$3,000.00 as listed in the table below.

MEETING	DETAILS	AMOUNT
Ordinary Council – 28 th June 2005	Disability Information Referral Centre - Access Aware Program	\$2,000.00 (GST free)
Ordinary Council – 26 th July 2005	Industrial Relations Reform – Donation to ACTU	\$1,000.00 (GST free)
Ordinary Council – 26 th July 2005	Industrial Relations Reform – Purchase of Banners	To be advised
Ordinary Council – 26 th July 2005	Peninsular LATM Kingsford/Kensington area – Purchase of Street Banners	To be advised
TOTAL		\$ 3,000.00

FINANCIAL IMPACT STATEMENT:

Council has allocated \$120,000.00 in the 2005/2006 Budget for contingencies.

RECOMMENDATION:

That the Director, Governance & Financial Services Report No. 33/2005 dated 27th July, 2005 in relation to the final amount of Councillors' donations, allocations, waiving of fees and other similar issues for the 2005/06 financial year be noted.

ATTACHMENT/S:

Nil

.....
GEOFF BANTING
DIRECTOR, GOVERNANCE &
FINANCIAL SERVICES

Director, Governance & Financial Services' Report 34/2005



SUBJECT:	INVESTMENT OF COUNCIL FUNDS AS AT 30 JUNE 2005
-----------------	--

DATE:	25 July, 2005	FILE NO:	F2004/06527
--------------	---------------	-----------------	-------------

REPORT BY: DIRECTOR, GOVERNANCE & FINANCIAL SERVICES

INTRODUCTION:

To report on Council's current investments.

ISSUES:

Council is authorised by s625 of the Local Government Act to invest its surplus funds. Funds may only be invested in the form of investment notified by Order of the Minister dated 29 November, 2000.

The Local Government Financial Management Regulations prescribe the records that must be maintained in relation to Council's investments. The regulations also require that the responsible accounting officer provide a written report to each ordinary meeting of the Council giving details of all monies invested and a certificate as to whether or not the investments have been made in accordance with the Act, the regulations and Council's Investment Policy No: 3.02.07.

Details of all investments are shown on the attachment sheet titled "Details of cash investments and analysis of investment performance as at 30 June, 2005" and in the attached graphs.

FINANCIAL IMPACT STATEMENT:

The budget provision for income from this source is \$2.825M. Income to 30 June, 2005 amounted to \$2,823.893.

CONCLUSION:

All surplus cash has been invested as at 30 June, 2005 in accordance with Policy No: 3.02.07 and the provisions of s625 of the Local Government Act have been complied with.

RECOMMENDATION:

That the "Director, Governance & Financial Services" Report No. 34/2005 dated 25 July, 2005 in relation to the investment of Council funds be noted.

ATTACHMENT/S:

1. Details of investments & analysis of investment performance as at 30 June 2005.
2. Graphs (7).

.....
GEOFF BANTING
DIRECTOR, GOVERNANCE &
FINANCIAL SERVICES

.....
BRIAN GREGAN
MANAGER, FINANCIAL
SERVICES

**DETAILS OF CASH INVESTMENTS AND ANALYSIS OF INVESTMENT PERFORMANCE
AS AT 30 JUNE 2005**

Investment Manager	Credit Ratings	Amount Invested	Interest Earned June				Interest Earned Financial Year to Date			Interest Earned Last 12 Months		UBS Aust. Bank Bill Index %
			Amount	% Return			Amount	%	UBS Aust. Bank Bill Index %	Amount	%	
		\$	\$	Month	Annualised For Period	#	\$			\$		#

LG Financial Services 11am Call	AA	1,488	11,282	0.45	5.40	0.46	169,387	N/A	5.64	169,387	N/A	5.64
LGFS Expanded Credit Facility	Af	10,241,861	51,949	0.51	6.38	0.46	559,958	6.07	5.64	559,958	N/A	5.64
Macquarie Income Plus	Af	4,294,010	21,721	0.49	6.09	0.46	379,325	6.17	5.64	379,325	6.17	5.64
Deutsche Income	Af	6,789,682	32,148	0.48	5.94	0.46	151,537	N/A	5.64	151,537	N/A	5.64
ING Enhanced Cash	Af	5,360,445	26,782	0.50	6.28	0.46	107,806	6.35	5.64	107,806	6.35	5.64
Merrill Lynch Enhanced Credit	Af	6,636,530	34,607	0.52	5.41	0.46	113,794	6.65	5.64	113,794	6.65	5.64
ANZ	AA-	2,000,000	11,613	0.58	7.06	0.46	42,503	N/A	5.64	42,503	N/A	5.64
Commonwealth Shield Series 12	AA	4,000,000	21,916	0.55	6.66	0.46	261,289	N/A	5.64	261,289	N/A	5.64
Commonwealth Shield Series 21	AA	1,000,000	-	0.53	6.58	0.46	57,972	N/A	5.64	57,972	N/A	5.64
Commonwealth Shield Series 24	AA	2,500,000	14,736	0.59	7.16	0.46	175,622	N/A	5.64	175,622	N/A	5.64
		\$42,824,016	\$226,754		Index % 5.64		\$2,019,193			\$2,019,193		

Credit Ratings	Standard & Poors
Extremely strong capacity to pay	AAA
Very strong capacity to pay	AA
Funds exhibit strong protection against credit default	Af

#UBS Aust. Bank Bill Index
-Is a performance benchmark published in the Australian Financial Review.
-The index rate can be compared to the interest rate earned by Council on its investments.

Interest Earned	
	\$
In June 2005	226,754 *
For 2004/2005 –	2,982,240 **
Original estimate budget for interest earned – 2004/2005	2,825,000

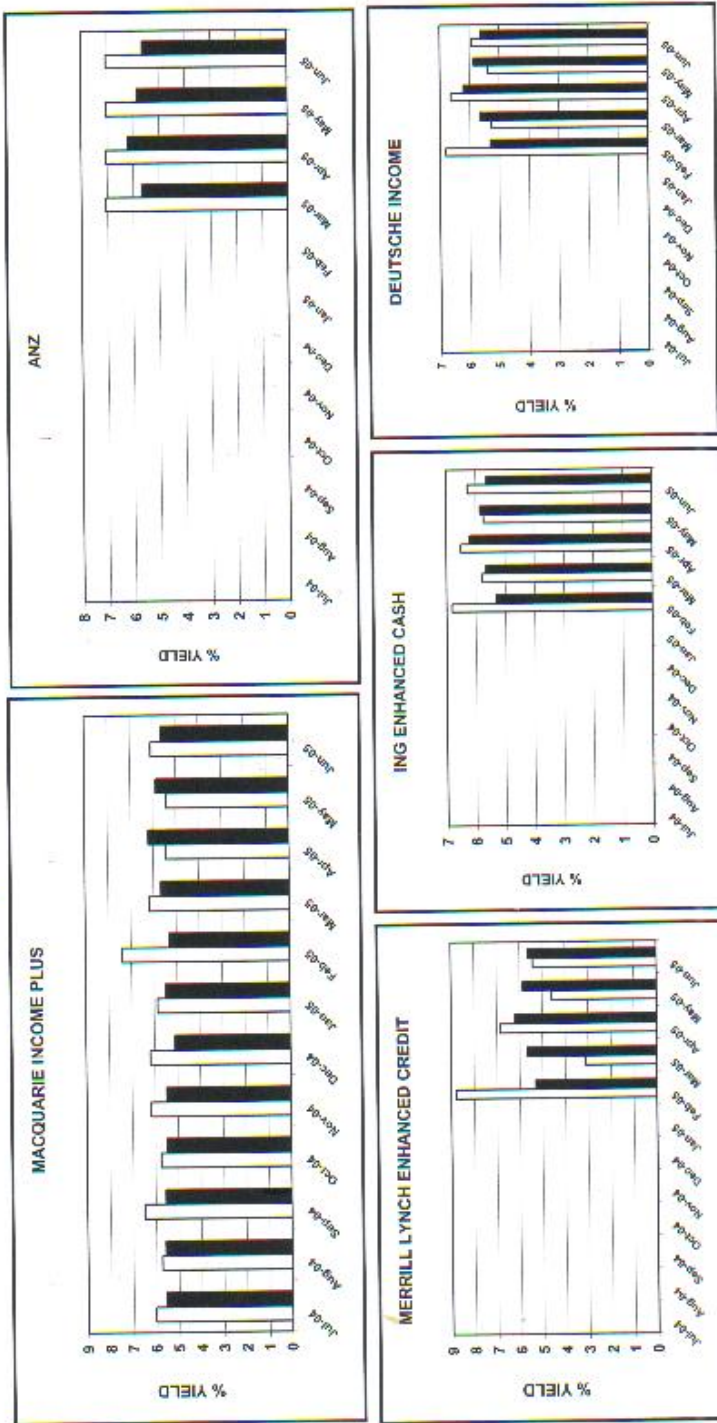
Monthly earning rates for the last three months	Apr %	May %	Jun %
LG Financial Services 11am Call	0.45	0.45	0.45
LGFS Expanded Credit Facility	0.39	0.47	0.51
Macquarie Income Plus	0.44	0.45	0.49
Deutsche Income	0.53	0.45	0.48
ING Enhanced Cash	0.52	0.48	0.50
Merrill Lynch Enhanced Credit	0.55	0.38	0.43
ANZ	0.58	0.58	0.58
Commonwealth Shield Series 12	0.56	0.56	0.55
Commonwealth Shield Series 21	-0.95	-0.14	0.53
Commonwealth Shield Series 24	0.60	0.60	0.59
UBS Aust. Bank Bill Index	0.50	0.48	0.46

- * Includes bank account interest as well as interest on investments with Managed Funds.
- ** Includes bank account interest and those Managed Funds no longer used.
- *** The interest return on this investment has been estimated. Interest rates and amounts invested vary on a daily basis.

I certify that the above investments have made in accordance with the Local Government Act, the regulations and Council's investment policy No. 3.02.07.

BRIAN GREGAN
MANAGER, FINANCIAL SERVICES DIVISION

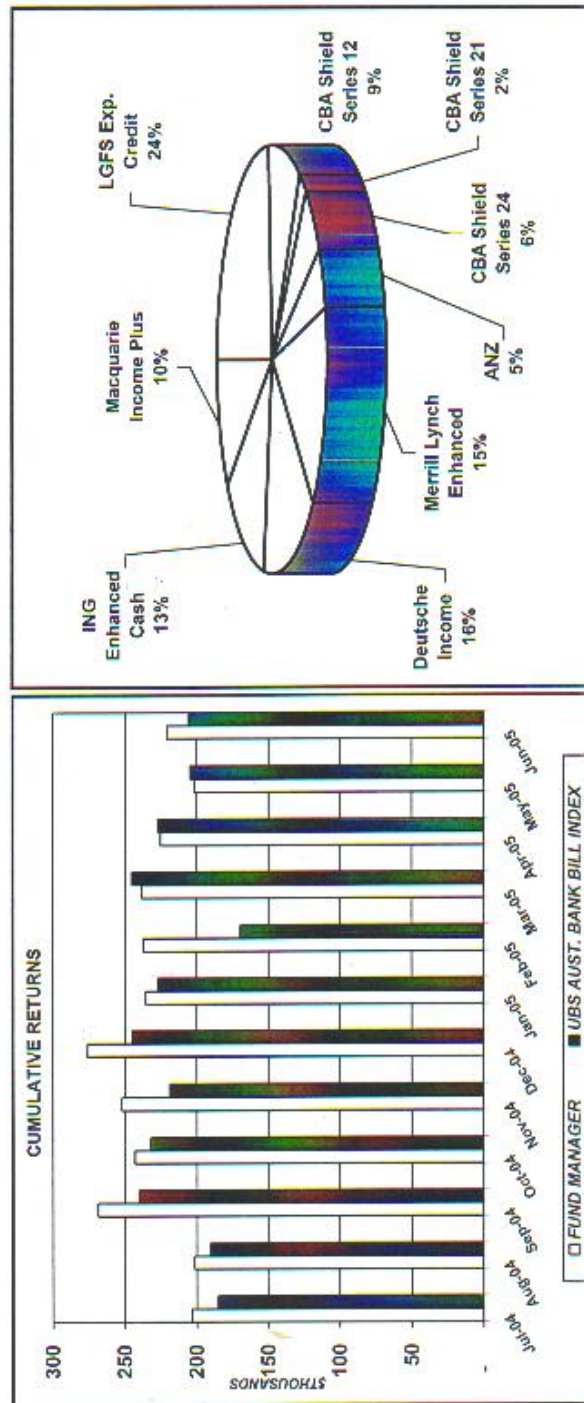
PERCENTAGE RETURN BY FUND MANAGER



19/01/2005

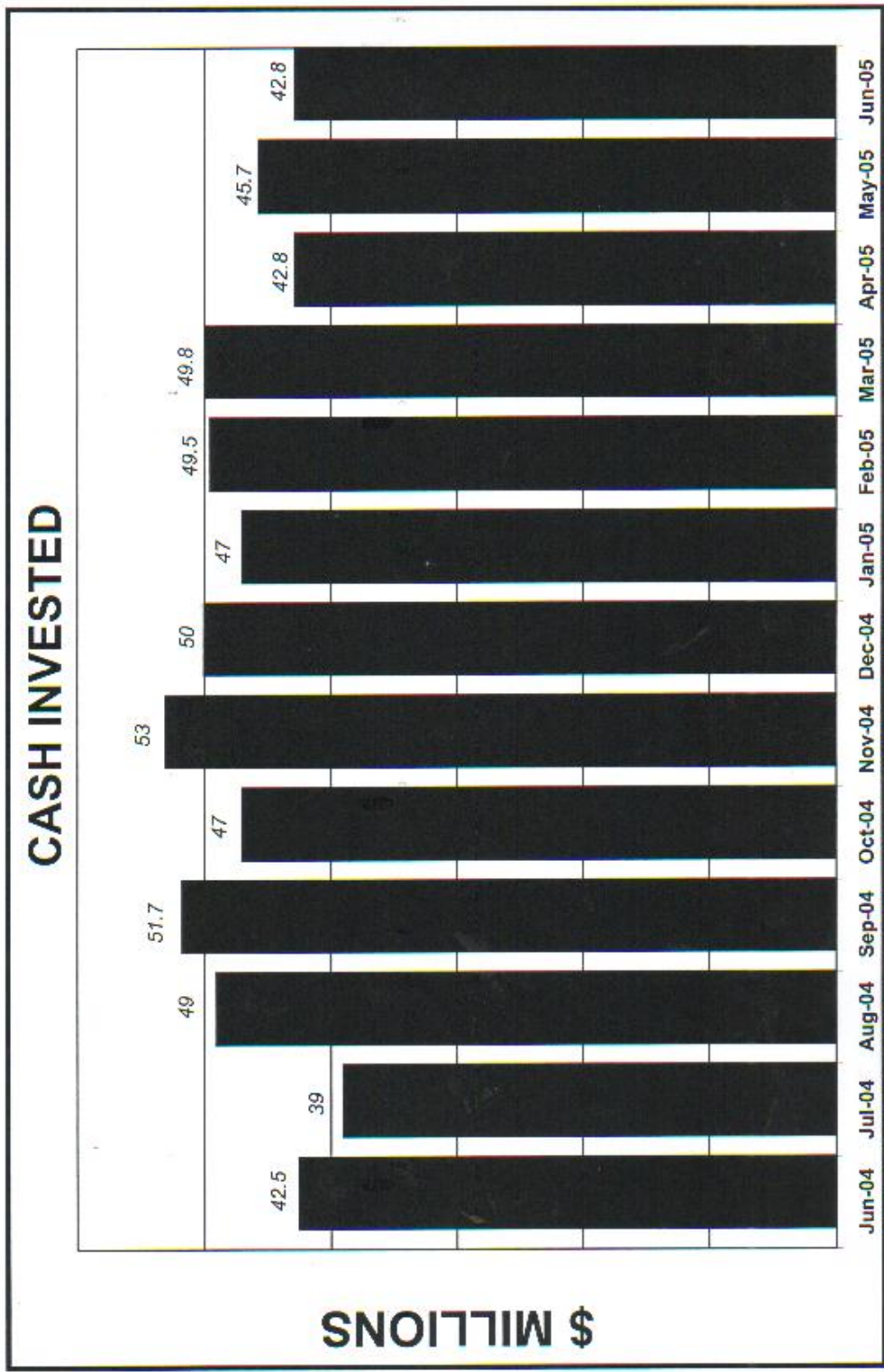
G:\condoc\minutal\investments\graphs_04-05\08_08_05_graphs.xls

PERCENTAGE ALLOCATION BY FUND MANAGER
ALL FUND MANAGER PERFORMANCE VS. UBS AUST. BANK BILL INDEX
AS AT 30 JUNE 2005



12/07/2005

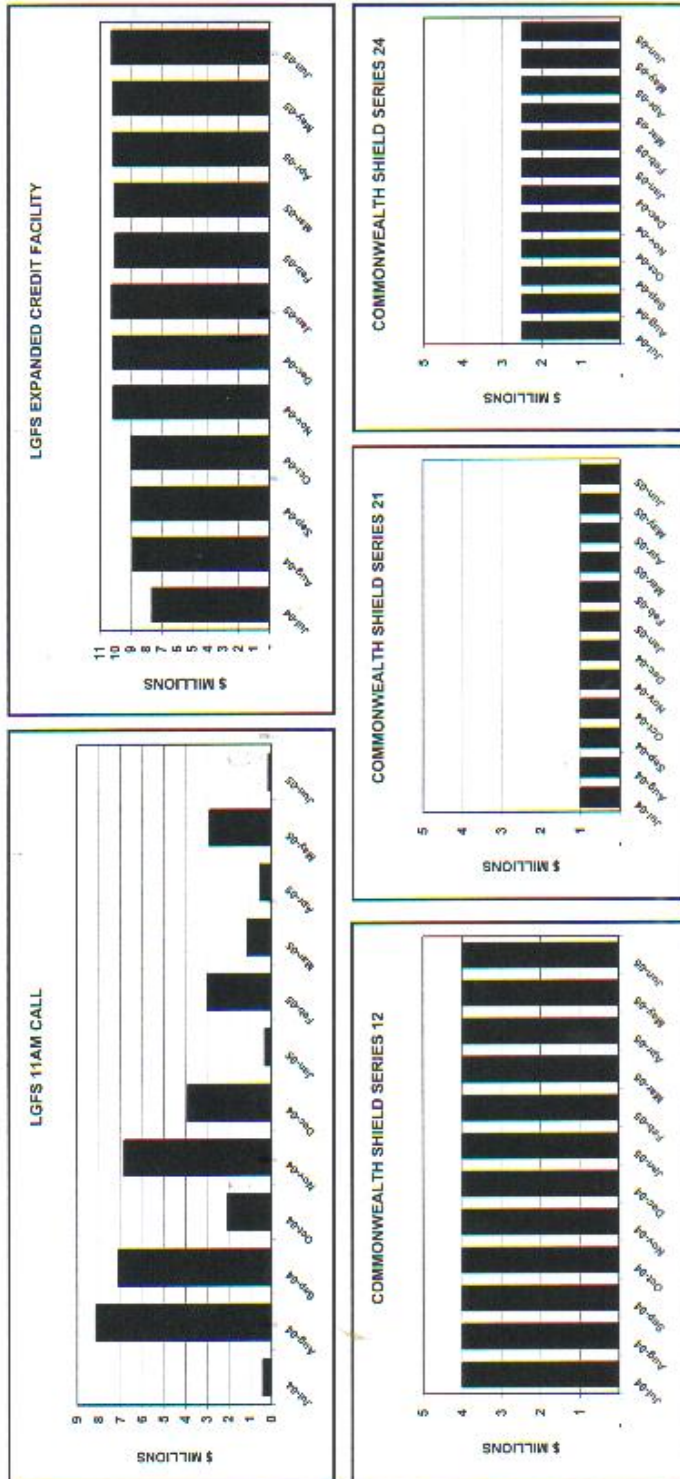
E:\Council\committee\finance\investments\graphs 04-05\30.06.05\graphs.xls



12/07/2005

G:\COUNCIL\COMMITTEE\Finsev\Investments\Graphs 04-05\30.06.05 Graphs

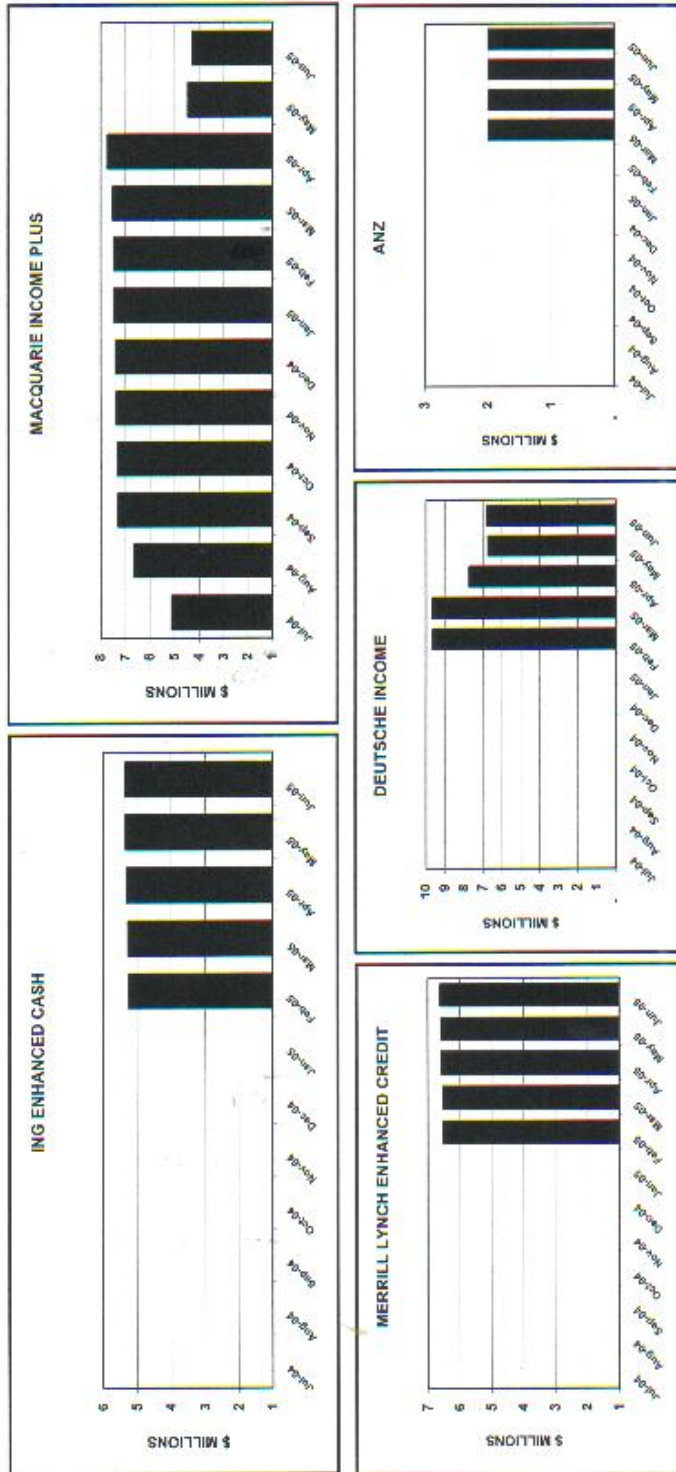
CASH INVESTMENTS BY FUND MANAGER



7/20/2005

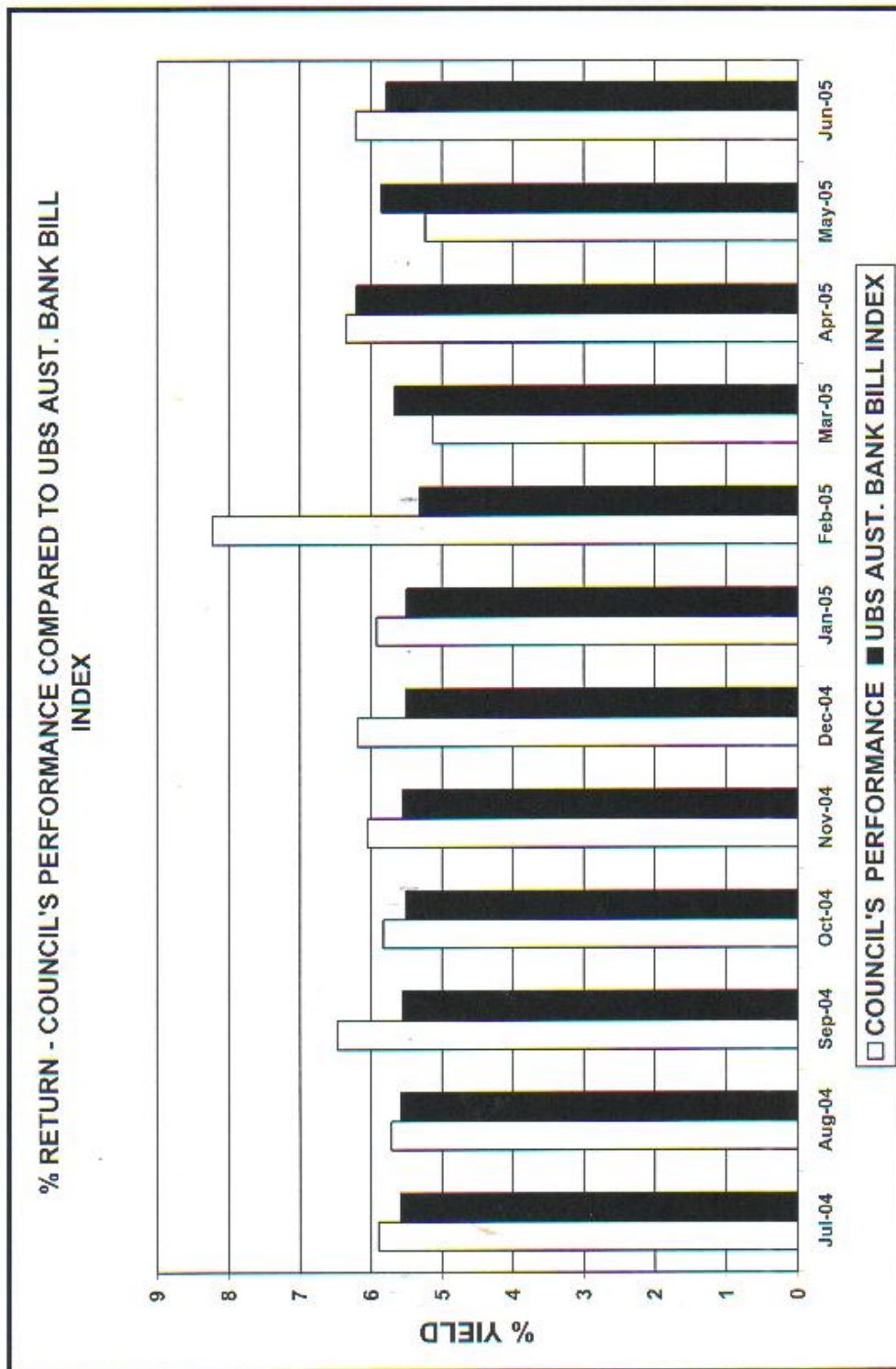
Printed: Commonwealth Investments Graphics 04-07-05 08:38:05 pm gpa@ps.state.nh.us

CASH INVESTMENTS BY FUND MANAGER



12/07/05

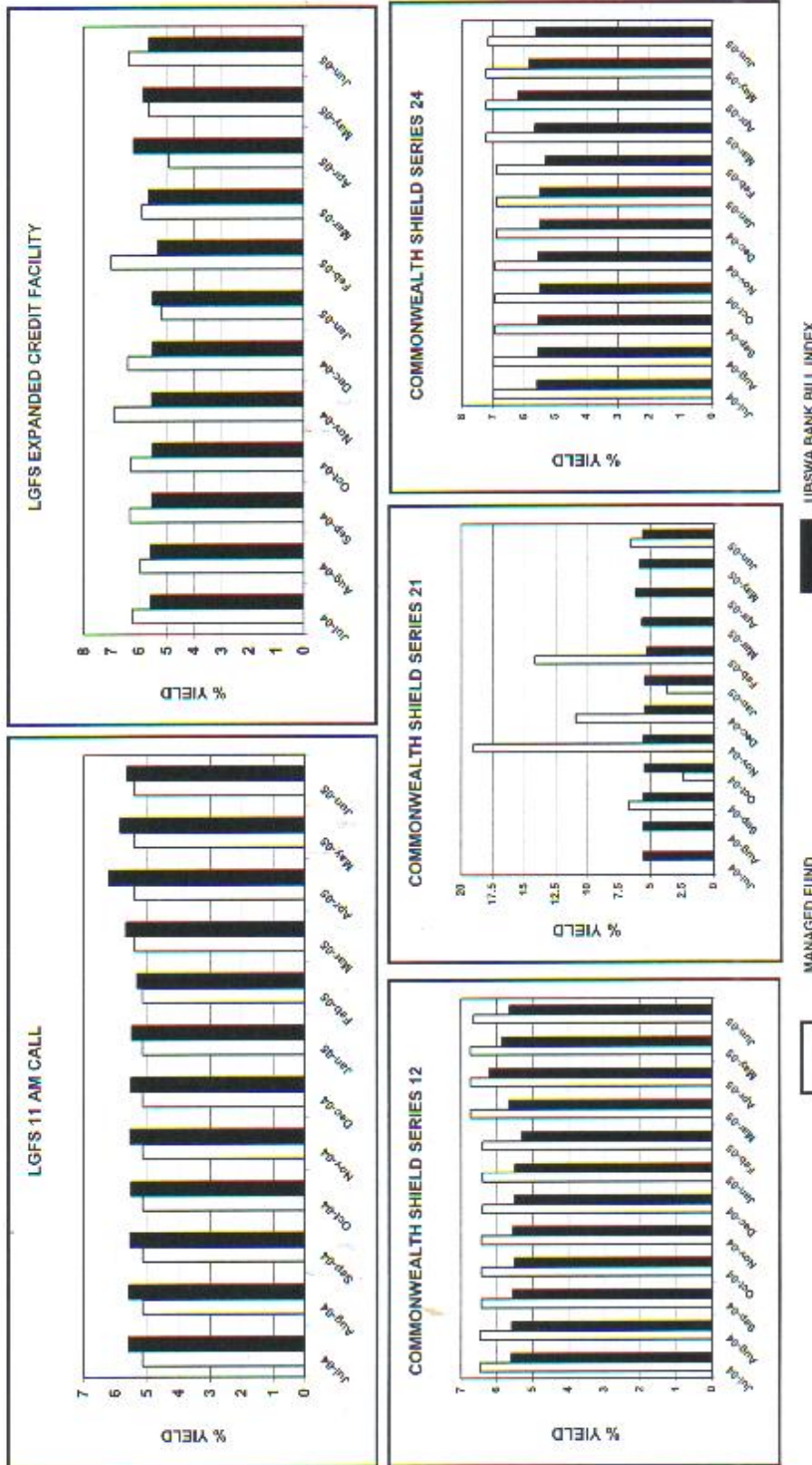
g:\admin\committee\minutes\investments\graphs\etf\etf\etf_mgrs.xls



12/07/2005

G:\COUNCIL\COMMITTEE\FinServ\Investments\Graphs\04-05\30.05.05\Graphs

PERCENTAGE RETURN BY FUND MANAGER



12/07/2005

p:\board\com\mof\services\com\mof\graphs\04-09-05\05_05_graphs.M2