

6th May, 2003

ADMINISTRATION AND FINANCE COMMITTEE MEETING

NOTICE IS HEREBY GIVEN THAT AN ADMINISTRATION AND FINANCE COMMITTEE MEETING OF THE COUNCIL OF THE CITY OF RANDWICK WILL BE HELD IN THE COUNCIL CHAMBER, TOWN HALL, 90 AVOCA STREET, RANDWICK, ON TUESDAY, 13TH MAY, 2003 AT 6:00 P.M.

Committee Members: His Worship, the Mayor, Cr D. Sullivan, Crs Andrews (Deputy Chairperson), Daley, Matson, Matthews, Notley-Smith, Procopiadis (Chairperson) and Tracey.

Quorum: Five (5) members.

NOTE: AT THE EXTRAORDINARY MEETING HELD ON 5TH SEPTEMBER, 2000, THE COUNCIL RESOLVED THAT THE ADMINISTRATION AND FINANCE COMMITTEE BE CONSTITUTED AS A COMMITTEE WITH FULL DELEGATION TO DETERMINE MATTERS ON THE AGENDA.

1 Apologies

2 Minutes

CONFIRMATION OF MINUTES OF THE ADMINISTRATION & FINANCE COMMITTEE MEETING HELD ON TUESDAY, 8TH APRIL, 2003.

3 Addresses to Committee by the Public

4 Mayoral Minutes

5 Finance

5.1 DIRECTOR GOVERNANCE, MANAGEMENT & INFORMATION SERVICES' REPORT 11/2003 - INVESTMENT OF COUNCIL FUNDS AS AT 31 MARCH 2003. **2**

6 General Business

7 Notice of Rescission Motions

.....
GENERAL MANAGER

Director Governance, Management & Information Services' Report 11/2003



SUBJECT:	INVESTMENT OF COUNCIL FUNDS AS AT 31 MARCH 2003
-----------------	---

DATE:	10 April, 2003	FILE NO:	98/S/0745
--------------	----------------	-----------------	-----------

REPORT BY: DIRECTOR GOVERNANCE, MANAGEMENT & INFORMATION SERVICES

INTRODUCTION:

To report on Council's current investments.

ISSUES:

Council is authorised by s625 of the Local Government Act to invest its surplus funds. Funds may only be invested in the form of investment notified by Order of the Minister dated 29 November 2000.

The Local Government Financial Management Regulations prescribe the records that must be maintained in relation to Council's investments. The regulations also require that the responsible accounting officer provide a written report to each ordinary meeting of the Council giving details of all moneys invested and a certificate as to whether or not the investments have been made in accordance with the Act, the regulations and Council's Investment Policy No: 3.02.07.

Details of all investments are shown on the attachment sheet titled "Details of cash investments and analysis of investment performance as at 31 March 2003" and in the attached graphs.

CONCLUSION:

All surplus cash has been invested as at 31 March 2003 in accordance with Policy No: 3.02.07 and the provisions of s625 of the Local Government Act have been complied with.

RECOMMENDATION:

That the report dated 10 April 2003 in relation to the investment of Council funds be noted.

ATTACHMENT/S:

1. Details of investments and analysis of investment performance as at 31 March 2003.
2. Graphs (5).

.....
MARK HUMMERSTON
DIRECTOR GOVERNANCE,
MANAGEMENT & INFORMATION
SERVICES

.....
BRIAN GREGAN
MANAGER, FINANCIAL
SERVICES

**DETAILS OF CASH INVESTMENTS AND ANALYSIS OF INVESTMENT PERFORMANCE
AS AT 31 MARCH 2003**

Investment Manager	Credit Ratings	Amount Invested	Interest Earned March			** UBSWA Bank Bill Index %	Interest Earned Financial Year to Date			** UBSWA Bank Bill Index %	Interest Earned Last 12 Months			UBSW A Bank Bill Index %
			Amount	% Return		Amount	% Return		Amount	% Return		Amount	% Return	
	#	\$	\$	Month	Annualised		\$			\$		\$		**
LG Financial Services 11am Call	AA	276,124	9,886	0.38	4.65	0.40	115,158	4.65	5.00	139,050	-	4.91	4.91	
UBS Credit Cash Enhanced	Af	11,943,783	45,939	0.42	5.04	0.40	428,767	5.21	5.00	509,712	5.15	4.91	4.91	
Deutsche Cash Plus	Af	12,002,992	46,507	0.42	5.04	0.40	399,175	5.06	5.00	456,624	5.08	4.91	4.91	
Macquarie Diversified Treasury	Af	12,039,864	47,561	0.42	5.04	0.40	425,491	5.01	5.00	527,697	4.94	4.91	4.91	
CFS Wholesale Premium Cash Enhanced	AAf	8,393,655	31,626	0.40	4.80	0.40	252,092	5.10	5.00	317,180	5.14	4.91	4.91	
		44,656,419	181,519				1,620,683			1,950,263				

Credit Ratings	Standard & Poors
Extremely strong capacity to pay	AAA
Very strong capacity to pay	AA
Adequate capacity to pay	BBB
Funds valued on a mark to market basis	f
Funds valued on an accruals basis	m

**UBSWA Bank Bill Index
-Is a performance benchmark published in the Australian Financial Review.
-The index rate can be compared to the interest rate earned by Council on its investments.

Interest Earned	
	\$
In March 2003	182,168 *
For 2002/2003 to 31 March –	1,630,493 **
Original estimate budget for interest earned – 2002/2003	1,500,000
Current estimate budget for interest earned – 2002/2003	1,800,000

Monthly earning rates for the last three months	Jan	Feb	Mar
	%	%	%
LG Financial Services 11am Call	0.38	0.38	0.38
UBS Credit Cash Enhanced	0.60	0.44	0.42
Deutsche Cash Plus	0.48	0.39	0.42
Macquarie Diversified Treasury	0.44	0.39	0.42
CFS Wholesale Premium Cash Enhanced	0.40	0.38	0.40
WDR Bank Bill Index			
	0.41	0.37	0.40

* Includes bank account interest as well as interest on investments with Managed Funds.

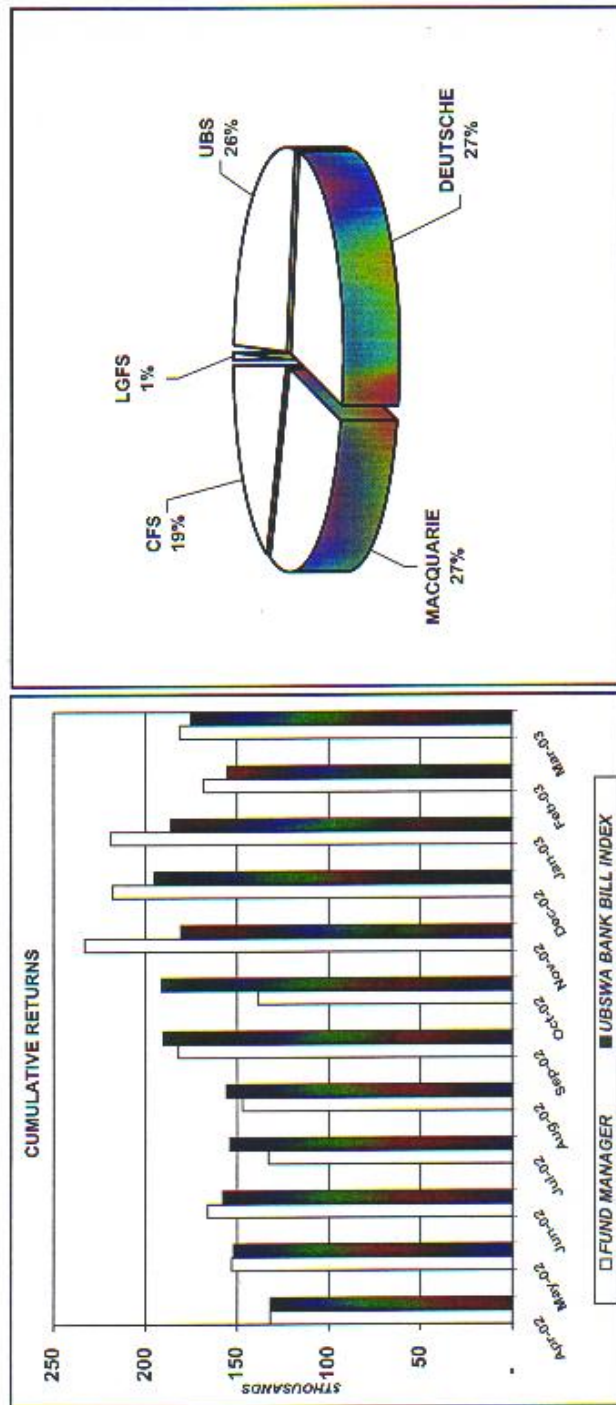
** Includes bank account interest and those Managed Funds no longer used.

I certify that the above investments have made in accordance with the Local Government Act, the regulations and Council's investment policy No. 3.02.07.

BRIAN GREGAN
MANAGER, FINANCIAL SERVICES DIVISION


G:\Council\Committee\Finserv\Invest report 31.03.03.doc

ALL FUND MANAGER PERFORMANCE VS. UBSWA BANK BILL INDEX
AS AT 31 MARCH 2003

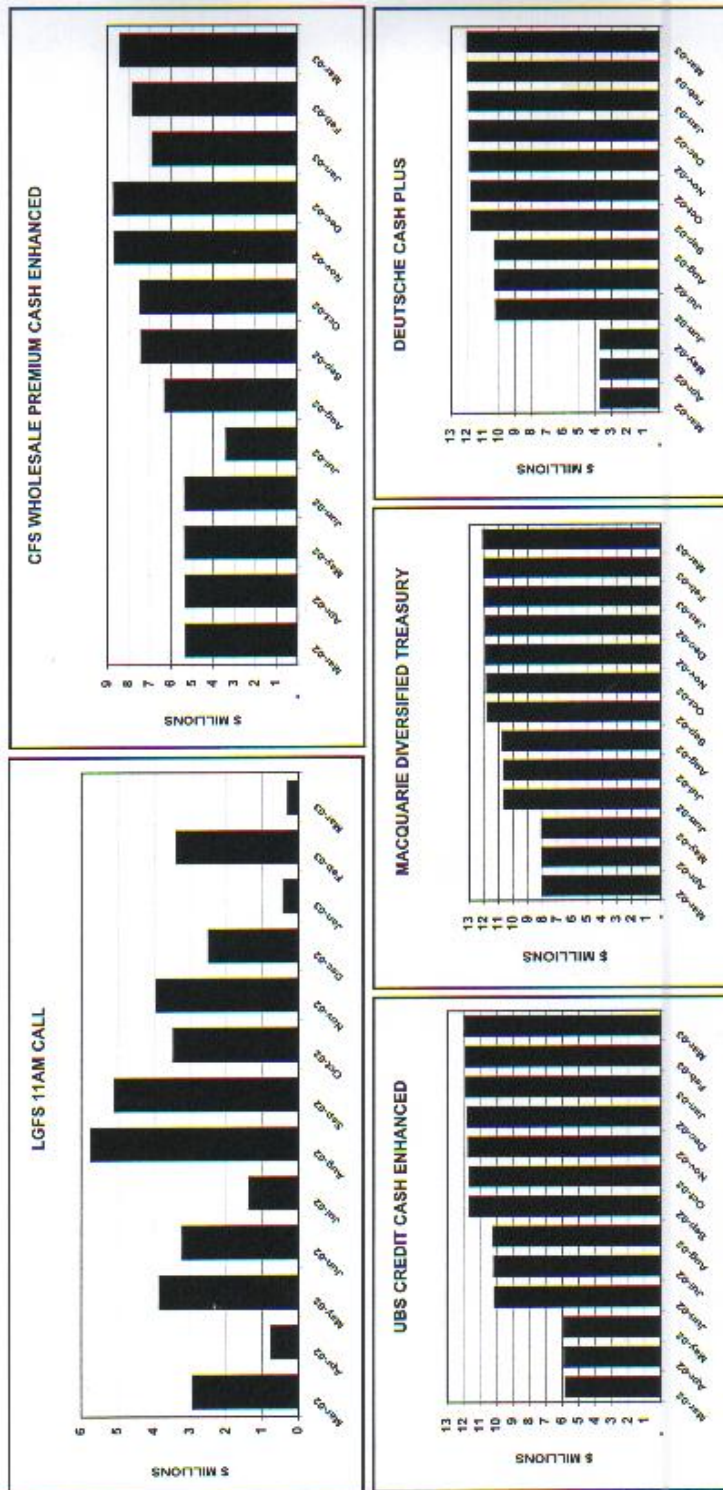


10/04/03

E:\ouand\committee\frserv\13.05.03a.xls

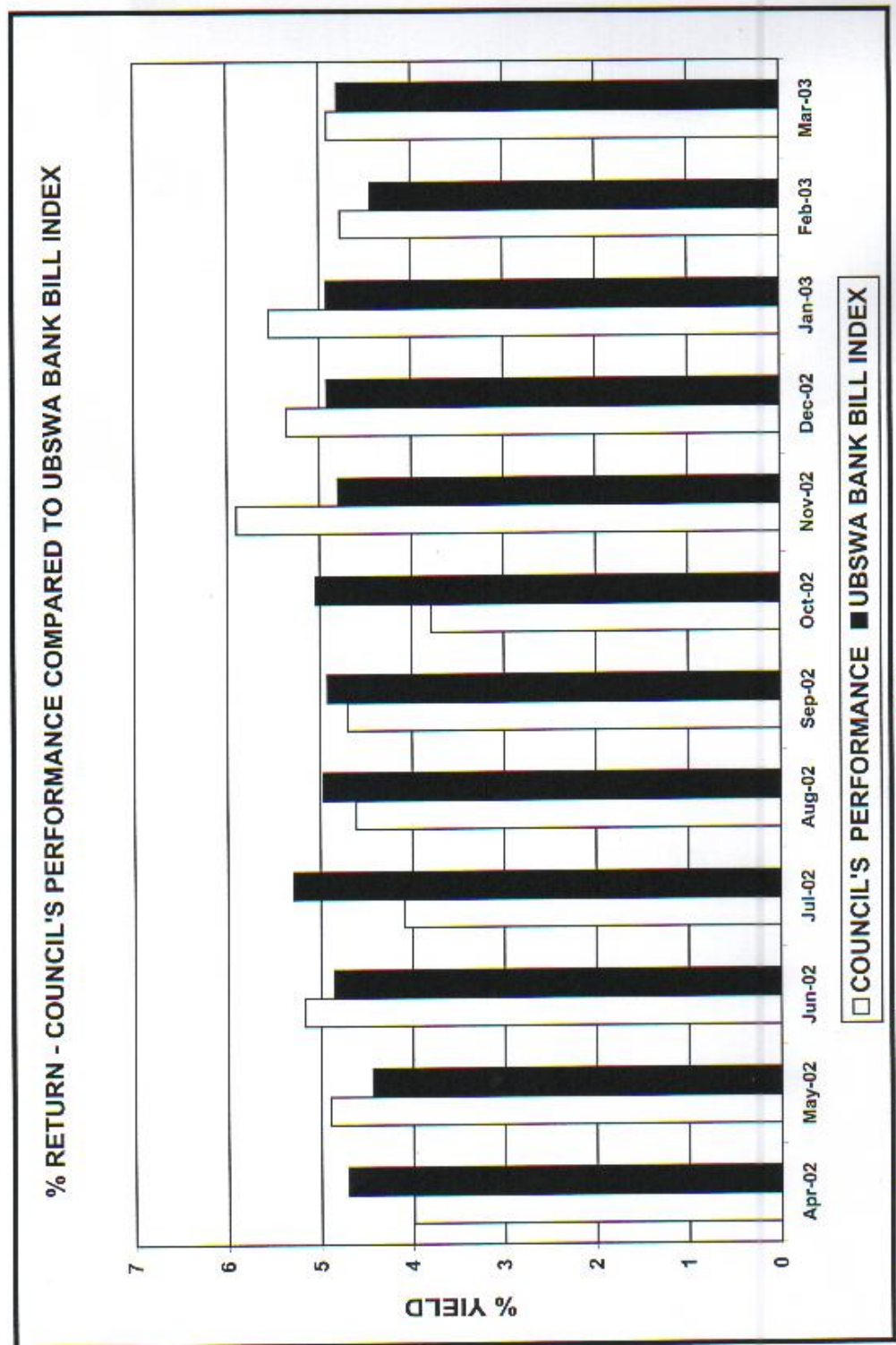


CASH INVESTMENTS BY FUND MANAGER



13034102

G:\admin\agendas\minutes\13_05_03a.xls



PERCENTAGE RETURN BY FUND MANAGER

