

4 June 2002

## ADMINISTRATION AND FINANCE COMMITTEE MEETING

NOTICE IS HEREBY GIVEN THAT AN ADMINISTRATION AND FINANCE COMMITTEE MEETING OF THE COUNCIL OF THE CITY OF RANDWICK WILL BE HELD IN THE COUNCIL CHAMBER, TOWN HALL, 90 AVOCA STREET, RANDWICK, ON TUESDAY, 11TH JUNE 2002 AT 6:00 PM

Committee Members: His Worship, the Mayor, Cr D. Sullivan, Crs Andrews (Deputy Chairperson), Daley, Matson, Matthews, Notley-Smith, Procopiadis (Chairperson) and Tracey.

Quorum: Five (5) members.

**NOTE:** AT THE EXTRAORDINARY MEETING HELD ON 5<sup>TH</sup> SEPTEMBER, 2000, THE COUNCIL RESOLVED THAT THE ADMINISTRATION AND FINANCE COMMITTEE BE CONSTITUTED AS A COMMITTEE WITH FULL DELEGATION TO DETERMINE MATTERS ON THE AGENDA.

**1 Apologies**

**2 Minutes**

CONFIRMATION OF THE MINUTES OF THE ADMINISTRATION AND FINANCE COMMITTEE MEETING HELD ON TUESDAY, 14<sup>TH</sup> MAY, 2002.

**3 Addresses to Committee by the Public**

**4 Mayoral Minutes**

**5 Finance**

5.1 DIRECTOR GOVERNANCE MANAGEMENT & INFORMATION SERVICES' REPORT 20/2002 - INVESTMENT OF COUNCIL FUNDS AS AT 30 APRIL 2002. 2

**6 General Business**

**7 Notice of Rescission Motions**

.....  
GENERAL MANAGER



## ***Director Governance Management & Information Services' Report 20/2002***

<b>SUBJECT:</b>	INVESTMENT OF COUNCIL FUNDS AS AT 30 APRIL 2002
-----------------	---

<b>DATE:</b>	15 May, 2002	<b>FILE NO:</b>	98/S/0745
--------------	--------------	-----------------	-----------

**REPORT BY:** DIRECTOR GOVERNANCE MANAGEMENT & INFORMATION SERVICES

### **INTRODUCTION:**

To report on Council's current investments.

### **ISSUES:**

Council is authorised by s625 of the Local Government Act to invest its surplus funds. Funds may only be invested in the form of investment notified by Order of the Minister dated 29 November 2000.

The Local Government Financial Management Regulations prescribe the records that must be maintained in relation to Council's investments. The regulations also require that the responsible accounting officer provide a written report to each ordinary meeting of the Council giving details of all moneys invested and a certificate as to whether or not the investments have been made in accordance with the Act, the regulations and Council's Investment Policy No: 3.02.07.

Details of all investments are shown on the attachment sheet titled "Details of cash investments and analysis of investment performance as at 30 April 2002" and in the attached graphs.

### **CONCLUSION:**

All surplus cash has been invested as at 30 April 2002 in accordance with Policy No: 3.02.07 and the provisions of s625 of the Local Government Act have been complied with.

### **RECOMMENDATION:**

That the report dated 16 May 2002 in relation to the investment of Council funds be noted.

**ATTACHMENT/S:**

1. Details of cash investments and analysis of investment performance as at 30 April 2002.

2. Graphs (5).

.....  
MARK HUMMERSTON  
DIRECTOR GOVERNANCE  
MANAGEMENT & INFORMATION  
SERVICES

.....  
BRIAN GREGAN  
MANAGER, FINANCIAL  
SERVICES

**DETAILS OF CASH INVESTMENTS AND ANALYSIS OF INVESTMENT PERFORMANCE  
AS AT 30 APRIL 2002**

Investment Manager	Credit Ratings	Amount Invested	Interest Earned APRIL			UBSWA Bank Bill Index %	Interest Earned Financial Year to Date			UBSWA Bank Bill Index %	Interest Earned Last 12 Months			UBSWA Bank Bill Index %
			Amount		% Return		Amount %		Return		Amount %		Return	
			\$	Mon th	Annualised		**	\$			**	\$		
LG Financial Services 11am Call	AA	746,961	3,492	0.35	4.15	0.38	100,437	4.15	4.66	123,671	-	4.71		
ANZ Cash Plus	AAf	5,696,764	29,377	0.40	4.74	0.38	283,612	4.79	4.66	345,768	4.90	4.71		
UBS Credit Cash Enhanced	Af	5,838,307	23,961	0.41	4.86	0.38	211,429	5.21	4.66	238,308	5.28	4.71		
Deutsche Cash Plus	Af	3,661,953	15,587	0.40	4.74	0.38	143,853	5.14	4.66	161,950	5.19	4.71		
Macquarie Diversified Treasury	AAA-BBB	8,031,396	13,648	0.40	4.76	0.38	31,396	5.23	4.66	31,396	5.34	4.71		
CBA Premium Cash Enhanced	AAf	5,308,103	23,875	0.47	5.58	0.38	131,979	4.88	4.66	131,979	4.92	4.71		
Alliance Capital Cash Enhanced	AAf	8,091,139	22,446	0.27	3.24	0.38	290,247	4.78	4.66	346,148	4.83	4.71		
		<b>37,374,622</b>	<b>132,386</b>				<b>1,192,953</b>			<b>1,379,220</b>				

# Credit Ratings	Standard & Poors
Extremely strong capacity to pay	AAA
Very strong capacity to pay	AA
Adequate capacity to pay	BBB
Funds valued on a mark to market basis	f
Funds valued on an accruals basis	m

**UBSWA Bank Bill Index
-Is a performance benchmark published in the Australian Financial Review.
-The index rate can be compared to the interest rate earned by Council on its investments.

Interest Earned	
\$	
In April 2002	132,386
For 2001/2002 to 30 April –	1,438,436
Current estimate budget for interest earned – 2001/2002	1,504,000

Monthly earning rates for the last three months	Feb	Mar	Apr
	%	%	%
* LG Financial Services 11am Call	0.35	0.35	0.35
* ANZ Cash Plus	0.35	0.38	0.40
* UBS Credit Cash Enhanced.	0.41	0.46	0.41
Deutsche Cash Plus	0.34	0.25	0.40
Macquarie Diversified Treasury	0.39	0.41	0.40
CBA Premium Cash Enhanced	0.37	0.40	0.47
Alliance Capital Cash Enhanced	0.38	0.50	0.27
<b>WDR Bank Bill Index</b>	<b>0.36</b>	<b>0.35</b>	<b>0.38</b>

\* Includes bank account interest as well as interest on investments with Managed Funds.

\*\* Includes bank account interest and those Managed Funds no longer used.

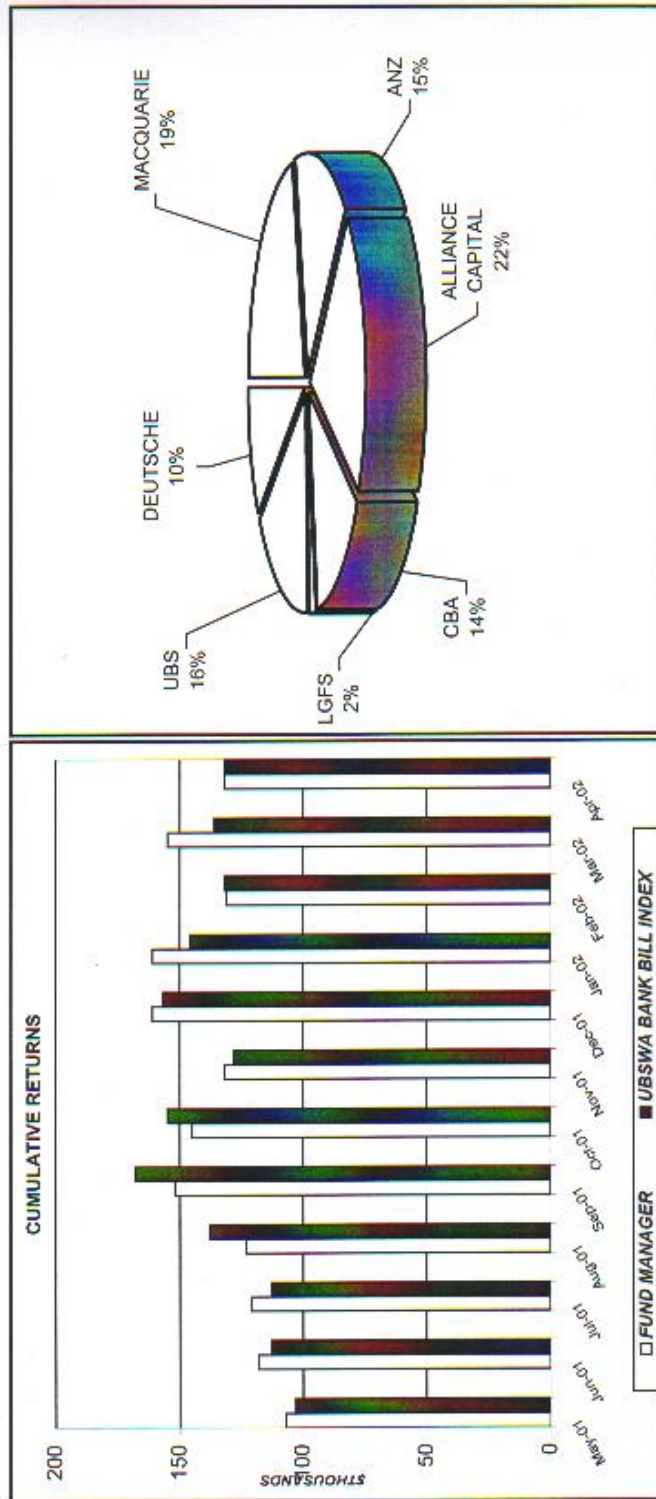
*I certify that the above investments have made in accordance with the Local Government Act, the regulations and Council's investment policy No. 3.02.07.*

**BRIAN GREGAN**  
**MANAGER, FINANCIAL SERVICES DIVISION**

G:\BusinessPaper\Dgmis\A020515-DGMIS-046.doc

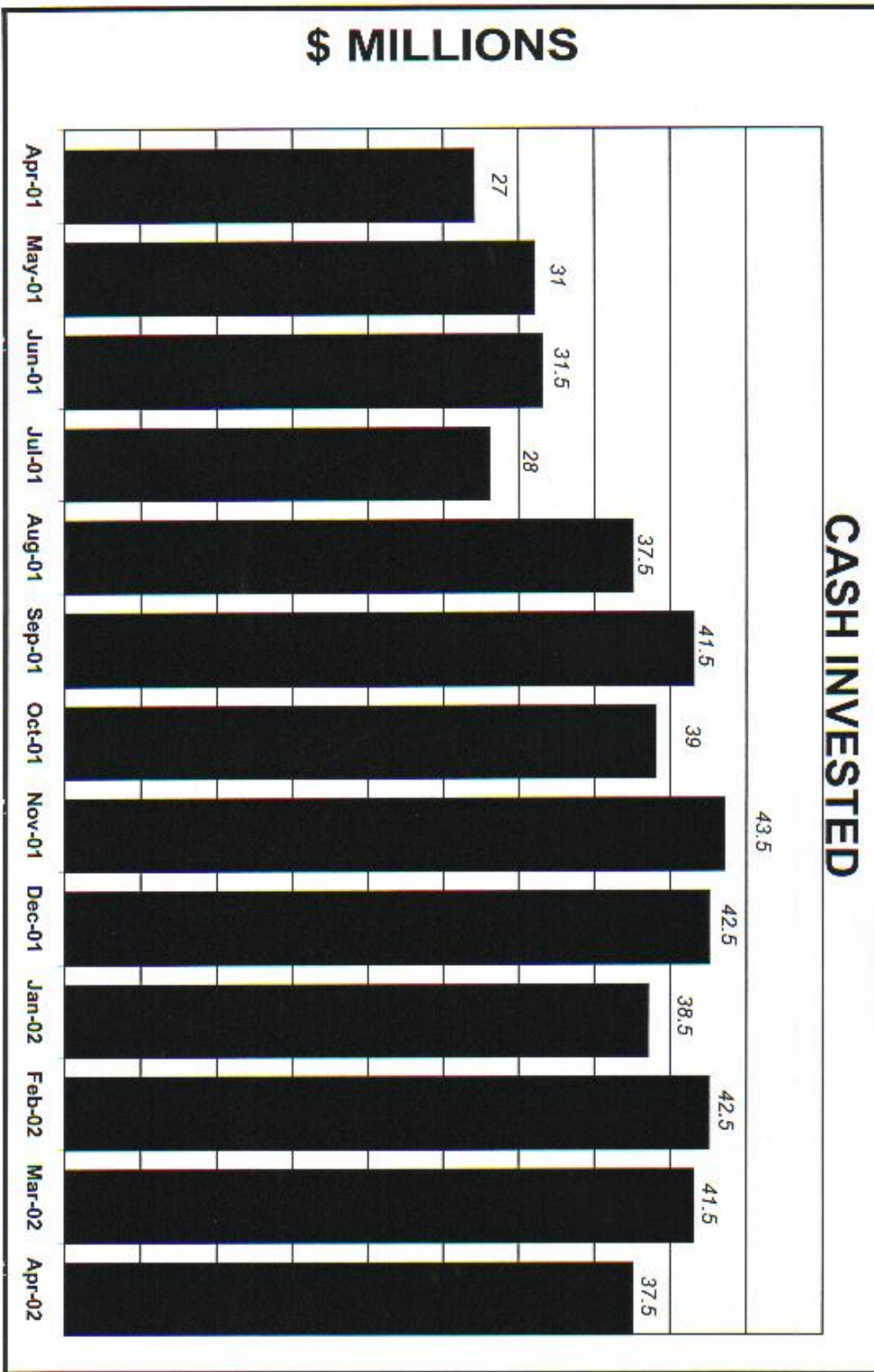


ALL FUND MANAGER PERFORMANCE VS. UBSWA BANK BILL INDEX AS AT 30 APRIL 2002  
 PERCENTAGE ALLOCATION BY FUND MANAGER AS AT 30 APRIL 2002



g:\council\committee\inserv\11\_06\_02a.xls

15/05/2002


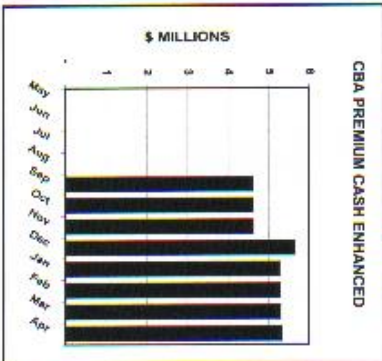


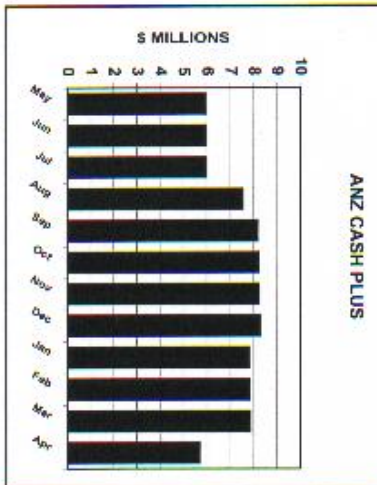
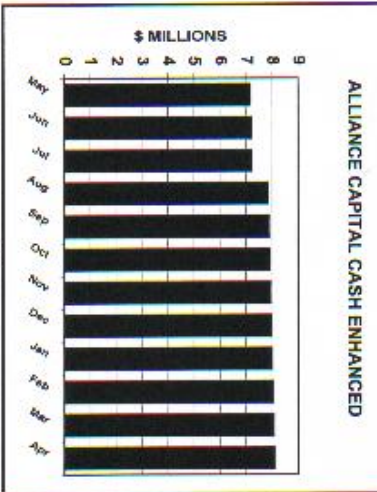
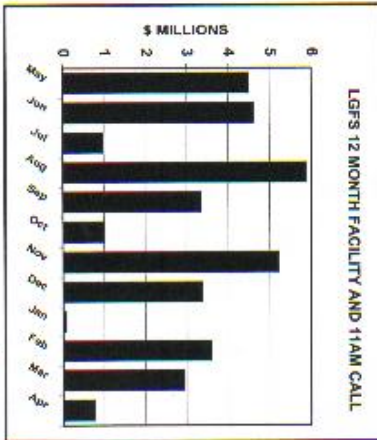


g:\council\committee\finser\11.06.02a.xls

15/05/2002

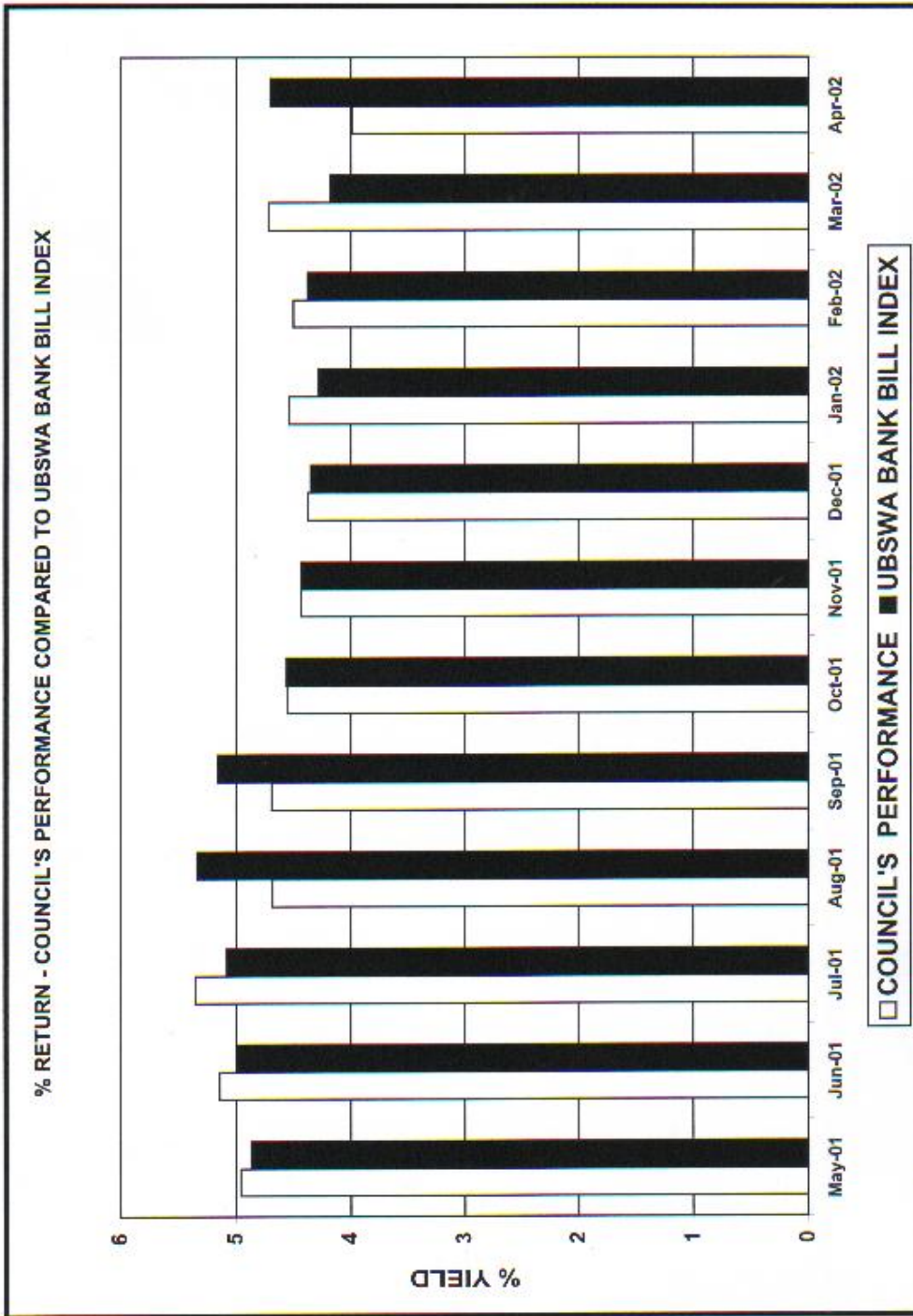


**CASH INVESTMENTS BY FUND MANAGER  
MAY 01 - APRIL 02**



g:\admin\com\mfr\rcv\11\_05\_02a.xls

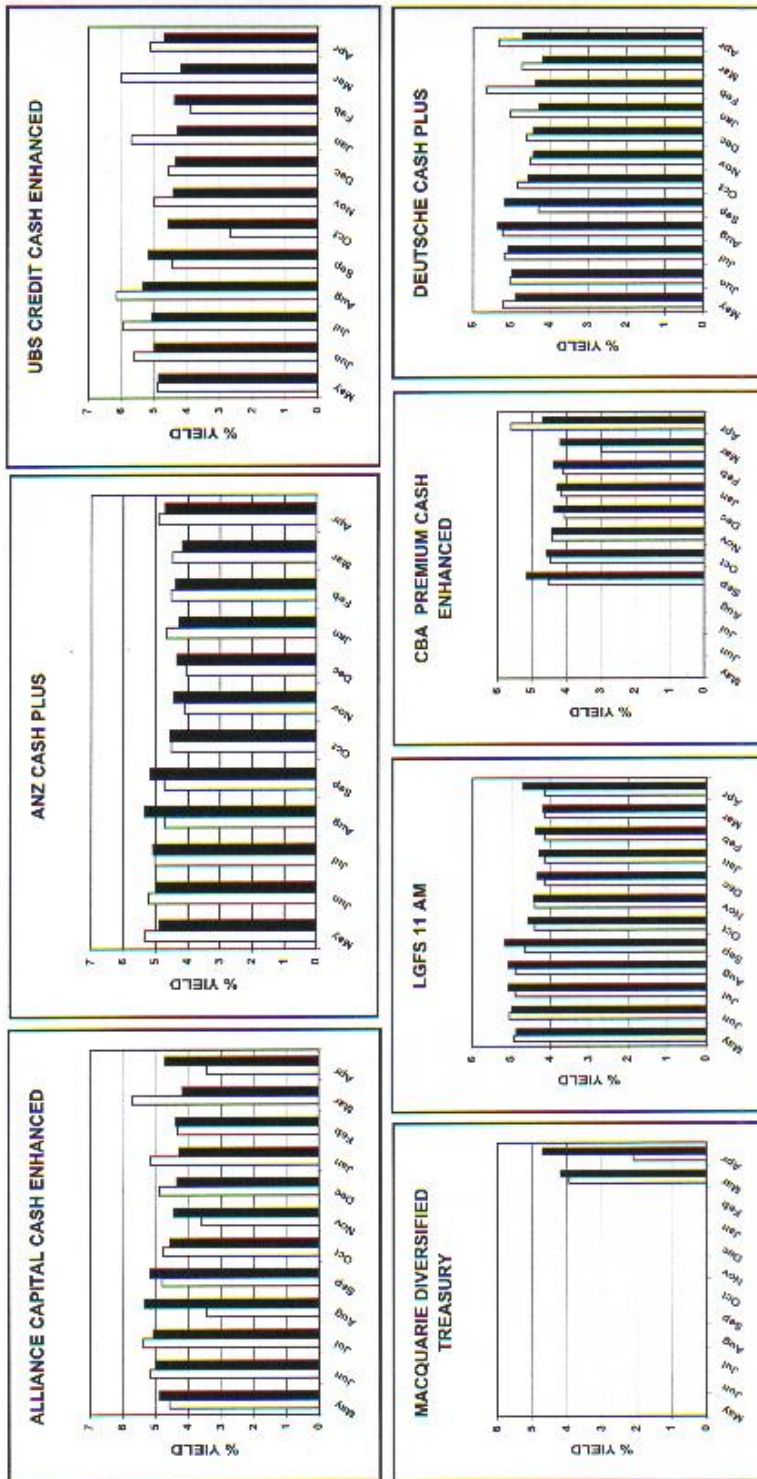
15/05/2002



15/05/2002

g:\council\committee\finserve\11-06-02a.xls

PERCENTAGE RETURN BY FUND MANAGER  
MAY 01 - APRIL 02



15/05/2002

g:\admin\committees\11 06 02\F.doc

